



ASIA MACHINES



IRON WORKER (MADE IN TAIWAN)



K-Series
IW-45K

The **IW-45K** is a compact ironworker that comes complete with a notcher. The frame recess below the punching station allows punching on the flange of large size channel or beam profiles. Mitre shear of angles can be carried out at the flat bar shear station. This model incorporates versatility, efficiency, accuracy and ease of use at an excellent price.




K-Series
IW-60K

The **IW-60K** is equipped with hydraulic hold-down for the shearing stations and electric backgauge as standard equipment. This model takes much less space in comparison to the traditional ironworkers of similar capacity. It is a great choice for those who require a fully featured machine with higher capacity yet compact in size.

> Optional Tooling



Urethane Stripper




Punching at Notcher Station



Channel Shear



Vee - Notcher



Hydraulic Hold Downs



Single Vee Press Brake



Multi Vee Press Brake

Authorised Distributor in INDIA:

SANMAC MACHINES

E-mail: sanmac@airtelmail.in

Mobile: +91-98429-10170

Authorised Agnet for GUJARAT:

ASIA MACHINES

E-mail: pragnesh@asiamachines.com

Mobile: +91-96876-28899



ASIA MACHINES



IRON WORKER (MADE IN TAIWAN)



K-Series
IW-85KD

Two cylinders for simultaneous dual operation.
410mm of punching station throat.
Hydraulic hold-down for all shearing stations.
Punching accessories for Mubea tooling up to 50mm.
Electric backgauge.
Working light.



K-Series
IW-85KD


(Shown with Optional NC backgauge)

The **IW-120KD** is the newest addition to the popular Sunrise K-series ironworkers. This machine features the same vertical beam movements on all stations, common to all K-series models to ensure minimal material deformation during shearing and notching. The **IW-120KD** ironworker is a heavy duty machine built for the toughest working conditions providing strength and durability for years of top quality punching, shearing and notching operations.

> Optional Tooling



Large Vee-Notcher



Channel Shear on IW-85KD




Pipe Notcher




Large Hole Punching



Goose-Neck Die Holder for
Punching Channel Flanges & Webs



Single Vee Press Brake



Multi Vee Press Brake

Authorised Distributor in INDIA:

SANMAC MACHINES

E-mail: sanmac@airtelmail.in

Mobile: +91-98429-10170

Authorised Agnet for GUJARAT:

ASIA MACHINES

E-mail: pragnesh@asiamachines.com

Mobile: +91-96876-28899

TECHNICAL SPECIFICATIONS

MODEL	IW-45K	IW-60K	IW-85KD	IW-120KD
PUNCHING				
Punching Pressure	45 Ton	60 Ton	85 Ton	120 Ton
Punch Capacity	ø22 x 15	ø22 x 20	ø27 x 22	ø30 x 27
(Diameter x Thickness)	ø40 x 8	ø40 x 11	ø50 x 12	ø50 x 16
Throat Depth	165	200	410	410
Channel Flange Punch	---	---	75 - 180	75 - 180
Max. Stroke Length	30	40	100	75
Cycles / Min. (15mm stroke)	37	34	38	30
Working Height Up to Die	1050	1050	1050	1050
FLAT SHEARING				
Flat Bar Shearing	300 x 8	350 x 15	406 x 20	460 x 20
Blade Length	310	360	410	465
Working Height	800	805	726	770
ANGLE SHEARING				
Shearing Capacity	45 Ton	60 Ton	110 Ton	160 Ton
Shearing Cylinder Stroke Length	---	---	50	50
At 90° Shearing	75 x 75 x 6	100 x 100 x 8	130 x 130 x 12	152 x 152 x 15
Working Height	1000	1070	1040	990
BAR SHEARING				
Round Bar Shear	ø30	ø40	ø45	ø45
Square Bar Shear	25 x 25	38 x 38	45 x 45	45 x 45
Channel Shear	76*	102*	152*	180*
I-Beams Shear	76*	102*	152*	180*
NOTCHING				
Rectangular Notcher (WxDxT)	50.8 x 90 x 7	50.8 x 90 x 8	63.5 x 90 x 12	63.5 x 90 x 15
Vee-Notcher (Side x Side x T)	90 x 90 x 8*	90 x 90 x 8*	105 x 105 x 12*	105 x 105 x 15*
Large Vee Notcher (Side x Side x T)	---	---	145 x 145 x 10*	145 x 145 x 13*
Channel Notching	---	---	180 - 200	180 - 200
Working Height	1050	1050	1050	1050
SPECIAL TOOLING				
Single Vee Press Brake (W x T)	160 x 8*	160 x 8*	250 x 15*	250 x 20*
Multi Vee Press Brake (W x T)	250 x 4*	250 x 6*	500 x 5*	700 x 5*
Angle Bending	65 x 8*	65 x 8*	102 x 8*	102 x 13*
Pipe Notching	ø63*	ø63*	ø114*	ø114*
OTHER				
Electric Power (HP)	5 HP	7.5 HP	10 HP	15 HP
Net Weight (Apr.)	840 kg	1180 kg	2750 kg	4300 kg
Gross Weight (Apr.)	940 kg	1320 kg	2900 kg	4500 kg
Machine Dimension (L x W x H)	1050 x 760 x 1490	1180 x 760 x 1630	1795 x 1020 x 1865	2170 x 1120 x 2050
Packing Dimension (L x W x H)	1320 x 920 x 1770	1450 x 920 x 1910	2150 x 1180 x 2170	2565 x 1280 x 2350
* All Dimension are in M.M.				
Specification with * marked are Optional Toolings				
* Based on material strength of 45kg/mm ² tensile. * Design & Specifications subject to change without notice				

Authorised Distributor in INDIA:

SANMAC MACHINES

E-mail: sanmac@airtelmail.in

Mobile: +91-98429-10170

Authorised Agnet for GUJARAT:

ASIA MACHINES

E-mail: pragnesh@asiamachines.com

Mobile: +91-96876-28899